

# Praksa

NRC 2001

# Pravljenje ulazne simulacije

- Rana laktacija (avans)
- Prvotelka (prva laktacija)



Nutrient Requirements of Dairy Cattle  
Seventh Revised Edition, 2001

v. 1.1.9 (December 2012)

## National Research Council Board on Agriculture and Natural Resources

### Subcommittee on Dairy Cattle Nutrition

JIMMY H. CLARK (Chair), University of Illinois  
DAVID K. BEEDE, Michigan State University  
RICHARD A. ERDMAN, University of Maryland  
JESSE P. GOFF, USDA/ARS/NADC  
RIC R. GRUMMER, University of Wisconsin  
JAMES G. LINN, University of Minnesota  
ALICE N. PELL, Cornell University  
CHARLES G. SCHWAB, University of New Hampshire  
TREVOR TOMKINS, Milk Specialties Company  
GABRIELLA A. VARGA, Pennsylvania State University  
WILLIAM P. WEISS, The Ohio State University

### Terms of Use

Because of the many variables involved and the judgments that must be made in choosing inputs, interpreting outputs, and general use of this program, the National Research Council makes no claim for the accuracy of this software and the user is solely responsible for risk of use.

**Accept Terms of Use**

**Reject Terms (Exit Program)**



**Program Settings**

**Units**

Metric  
 English

**Basis**

Dry Matter  
 As Fed

**Comments**

Animal Description

**Report Headers/Footers**

**Header Text**

Left:

Center: Long Date

Right:

**Footer Text**

Left:

Center: Page Number

Right:

**Default Zoom**

75%

Production

Management/Environment

**Ration Results**

Entered Milk Production

Energy Allowable Milk

MP Allowable Milk

NEI Balance

Days To Change 1 Condition Score

RDP Balance

MP Balance

Diet NEI

Diet CP

Predicted Dry Matter Intake

Use Default Results Based on Animal Type

- File
- Go To...
- Help
- New Simulation**
- Load Simulation Ctrl+L
- Save Simulation Ctrl+S
- Save Simulation As...
- Save Current Simulation As Default
- Auto-Save Default Data On Exit
- Auto-Save Simulation Every 10 Minutes
- Exit Program

Animal Description	Production	Management/Environment
<p><b>Report Headers/Footers</b></p> <p style="text-align: center;"><u>Header Text</u></p> <p><b>Left</b> <input type="text"/></p> <p><b>Center</b> <input type="text" value="Long Date"/></p> <p><b>Right</b> <input type="text"/></p> <p style="text-align: center;"><u>Footer Text</u></p> <p><b>Left</b> <input type="text"/></p> <p><b>Center</b> <input type="text" value="Page Number"/></p> <p><b>Right</b> <input type="text"/></p> <p style="text-align: center;"><b>Default Zoom</b></p> <p><input type="text" value="75%"/></p>		
<p><b>Ration Results</b></p> <p><input type="text" value="Entered Milk Production"/></p> <p><input type="text" value="Energy Allowable Milk"/></p> <p><input type="text" value="MP Allowable Milk"/></p> <p><input type="text" value="NEI Balance"/></p> <p><input type="text" value="Days To Change 1 Condition Score"/></p> <p><input type="text" value="RDP Balance"/></p> <p><input type="text" value="MP Balance"/></p> <p><input type="text" value="Diet NEI"/></p> <p><input type="text" value="Diet CP"/></p> <p><input type="text" value="Predicted Dry Matter Intake"/></p> <p><b>Use Default Results Based on Animal Type</b> <input checked="" type="checkbox"/></p>		

**Basis**

Dry Matter

As Fed

**Comments**



**Program Settings**

**Units**

- Metric
- English

**Basis**

- Dry Matter
- As Fed

**Comments**

Text area for comments

Animal Description

**Report Headers/Footers**

**Header Text**

Left: [Dropdown]  
Center: Long Date [Dropdown]  
Right: [Dropdown]

**Footer Text**

Left: [Dropdown]  
Center: Page Number [Dropdown]  
Right: [Dropdown]

**Default Zoc**

75%

Production

**Ration Results**

Entered Milk Production [Dropdown]  
Energy Allowable Milk [Dropdown]  
MP Allowable Milk [Dropdown]  
NEI Balance [Dropdown]  
Days To Change 1 Condition Score [Dropdown]  
[Dropdown]  
[Dropdown]  
[Dropdown]  
[Dropdown]  
[Dropdown]

Management/Environment

Create New Simulation?

Creating a new simulation will totally replace the current simulation data!  
Do you wish to save the current simulation first?

Yes No Cancel



**Program Settings**      Animal Description      Production      Management/Environment

**Units**

- Metric ←
- English

**Basis**

- Dry Matter
- As Fed ←

**Comments**

**Report Headers/Footers**

**Header Text**

- Left: [ ]
- Center: Long Date
- Right: [ ]

**Footer Text**

- Left: [ ]
- Center: Page Number
- Right: [ ]

**Default Zoom**

75%

**Ration Results**

- Entered Milk Production
- Energy Allowable Milk
- MP Allowable Milk
- NEI Balance
- Days To Change 1 Condition Score
- RDP Balance
- MP Balance
- Diet NEI
- Diet CP
- Predicted Dry Matter Intake

Use Default Results Based on Animal Type



Program Settings

**Animal Description**

Production

Management/Environment

**Animal Type**

Lactating Cow  
Lactating Cow  
Dry Cow  
Replacement Heifer  
Young Calf

**Age**

Number

4

**Body Weight**

650 kg

**Age At First Calving**

24 months

**Days Pregnant**

122 days

**Calving Interval**

12 months

**Condition Score**

3.0

**Days In Milk**

100

**Calf Variables**

**Body Weight**

N/A

**Temperature**

N/A

Lactation Number (laktacija po redu)	Rana laktacija (Avanska grupa)	Rana laktacija (Visoka proizvodnja)	Sredina laktacije (Steone krave)	Kraj laktacije (Niska proizvodnja)	Visokosteona grla 60-20 pre teljenja (Far Off Cows)	Visokosteona grla 20-0 dana pre teljenja (Close Up Cows)
	Days in Milk / Dana laktacije					
	0-50 (30)	50-150 (120)	150-250 (210)	≥ 250 (300)	-	-
BW-Body Weight / TM-telesna masa						
I	580	600	610	620	650	660
II	590	610	620	630	660	670
III i kasnije	600	620	630	640	670	680
Condition Score / Ocena kondicije						
Sve	2.50	2.80	3.00	3.30	3.50	3.50
Age, months / Uzrast, meseci						
I	26	30	33	36	37	38
II	39	43	46	49	50	51
III i kasnije	52	56	59	62	63	64
Days Pregnant / Steonost, dana						
Sve	0	30	120	210	250	265
Milk Production / Proizvodnja mleka, kg/dan						
I	28	36	26	18	-	-
II i kasnije	33	40	28	20	-	-
Milk fat / Mlečna mast, %						
Sve	3.90	3.75	3.85	4.10	-	-



Program Settings

**Animal Description**

Production

Management/Environment

Animal Type

Age

Lactation Number

Body Weight

Age At First Calving

Days Pregnant

Calving Interval

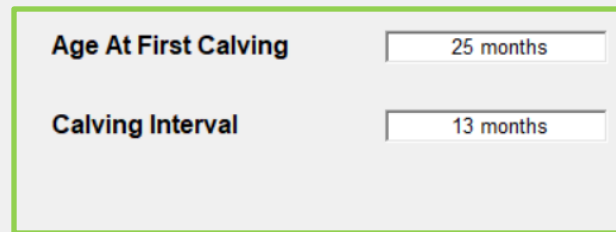
Condition Score

Days In Milk

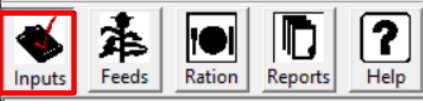
**Calf Variables**

Body Weight

Temperature



Isto u svim slučajevima



Program Settings

Animal Description

**Production**

Management/Environment

**Mature Weight**   
Compute Mature Weight from the Breed

**Animal Breed**  
Ayrshire  
Brown Swiss  
Guernsey  
**Holstein**

**Calf Birth Weight**   
Compute Calf Birth Weight from the Mature Weight

**Milk Production**

**Milk Fat**

**Milk Protein**  
 **Crude Protein**   
**True Protein**

**Lactose**

- File
- Go To... Help
- New Simulation
- Load Simulation Ctrl+L
- Save Simulation Ctrl+S
- Save Simulation As...
- Save Current Simulation As Default
- Auto-Save Default Data On Exit
- Auto-Save Simulation Every 10 Minutes
- Exit Program

Animal Description

Production

Management/Environment

50 kg

**Animal Breed**

- Ayrshire
- Brown Swiss
- Guernsey
- Holstein**

**Milk Production** 28.0 kg/day

**Milk Fat** 3.90 (%)

**Milk Protein**


3.00 (%) **Crude Protein**

**True Protein**

**Calf Birth Weight** 45 kg











Compute Calf Birth Weight from the Mature Weight











**Lactose** 4.78 (%)

← → ▾ ↑  > This PC > Desktop ▾ ↻ Search Desktop 🔍

Organize ▾ New folder

 ▾ ?

-  This PC
-  3D Objects
-  Desktop
-  Documents
-  Downloads
-  Music
-  Pictures
-  Videos
-  System (C:)
-  Network

Name	Date
 BACI	10/24/2023 6:10 AM
 error0x80070643	2/5/2024 6:30 PM
 INTERNETshrotcuts	1/12/2024 8:03 AM
 INTRANETshortcuts	1/12/2024 8:05 AM
 kolokvijumPrezivari	5/17/2024 1:58 PM
 laminitislshrana	5/21/2024 11:53 PM
 praksa	6/2/2024 12:38 PM
 racuni	5/12/2024 11:03 PM
 redneck	4/11/2024 7:04 PM
 RNS	6/2/2024 2:58 AM

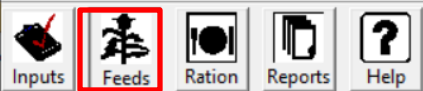
File name: ranaLaktacija.nrc ▾

Save as type: NRC Dairy Cattle Program Data Files (\*.nrc) ▾

^ Hide Folders

Save

Cancel



### Feeds



**Add Feed(s) to Ration**

**Remove Feed from Ration**

**Save Feed in Feed Library**

**Remove Feed from Feed Library**

## Seno i senaža

**Grass/Legume Forages**

Bermudagrass hay, Coastal	^
Bermudagrass hay, Tifton-85	▬
Grass Hay, C-3, mature	▾

**Grain Crop Forages**

* Corn Silage, Ivica Albanij, Nov.2023	^
Barley Silage, headed	▬
Corn Silage, immature	▾

**Energy Sources**

Barley Grain, rolled	^
Calf Grower	▬
Calf Starter	▾

**Fats**

Calcium soaps of fatty acids	^
Hydrol. Tallow fatty acids	▬
Partial hydrogenated tallow	▾

**Plant Protein**

* Sunc.Sac., Sale, Montaya	^
Alfalfa Meal, 17% CP	▬
Canola Meal, mech. Extract	▾

**Animal Protein**

Blood Meal, batch dried	^
Blood Meal, ring dried	▬
Feather Meal + some viscera	▾

**By-Product/Other Feeds**

Almond Hulls	^
Apple Pomace, wet	▬
Bakery Byproduct Meal	▾

**No Feeds Selected**

**Vitamins and Minerals**

* nasPremiks1	^
* Vitamin A	▬
* Vitamin D	▾

**Calf Feeds**

Casein	^
Milk Replacer-18 CP 20 Fat	▬
Milk Replacer-20 CP 20 Fat	▾

**Add Feed**

**Cancel**

# TRAVNO I/ILI TRAVNO LEGUMINOZNO SENO I SENAŽA

## leguminozno seno i senoža srednjeg kvaliteta

### Grass/Legume Forages

- Legume Forage Hay, mid-mat. ^
- Legume Forage Pasture, veg. ▹
- Legume Forage Sil., mid-mat. ▾

### Grain Crop Forages

- \* Corn Silage, Ivica Albanij, Nov.2023 ^
- Barley Silage, headed ▹
- Corn Silage, immature ▾

### Energy Sources

- Barley Grain, rolled ^
- Calf Grower ▹
- Calf Starter ▾

### Fats

- Calcium soaps of fatty acids ^
- Hydrol. Tallow fatty acids ▹
- Partial hydrogenated tallow ▾

### Plant Protein

- \* Sunc.Sac., Sale, Montaya ^
- Alfalfa Meal, 17% CP ▹
- Canola Meal, mech. Extract ▾

### Animal Protein

- Blood Meal, batch dried ^
- Blood Meal, ring dried ▹
- Feather Meal + some viscera ▾

### By-Product/Other Feeds

- Almond Hulls ^
- Apple Pomace, wet ▹
- Bakery Byproduct Meal ▾

### Vitamins and Minerals

- \* nasPremiks1 ^
- \* Vitamin A ▹
- \* Vitamin D ▾

### Calf Feeds

- Casein ^
- Milk Replacer-18 CP 20 Fat ▹
- Milk Replacer-20 CP 20 Fat ▾

Feed Name	Int-Feed-Num	Category	Energy Equation Class	Forage Description	PAF	TDN (%DM)	DE (Mcal/kg)	DM (%As-Fed)	NDF (%DM)	A ^
Legume Forage Hay, mid-mat.	1-07-788	Grass/Legume Forage	Forage	Dry	1.00	59.11	2.76	83.90	42.90	▹
Legume Forage Sil., mid-mat.	3-07-797	Grass/Legume Forage	Forage	Wet	1.00	56.75	2.67	42.90	43.20	▾

**Add Feeds**

**Cancel**

# SILAŽE ŽITARICA

## Silaža kukuruza uobičajenog kvaliteta

### Grass/Legume Forages

- Legume Forage Hay, mid-mat. ^
- Legume Forage Pasture, veg. ▾
- Legume Forage Sil., mid-mat. ▾

### Grain Crop Forages

- Corn Silage, immature ^
- Corn Silage, mature ▾
- Corn Silage, normal ▾

### Energy Sources

- Barley Grain, rolled ^
- Calf Grower ▾
- Calf Starter ▾

### Fats

- Calcium soaps of fatty acids ^
- Hydrol. Tallow fatty acids ▾
- Partial hydrogenated tallow ▾

### Plant Protein

- \* Sunc.Sac., Sale, Montaya ^
- Alfalfa Meal, 17% CP ▾
- Canola Meal, mech. Extract ▾

### Animal Protein

- Blood Meal, batch dried ^
- Blood Meal, ring dried ▾
- Feather Meal + some viscera ▾

### By-Product/Other Feeds

- Almond Hulls ^
- Apple Pomace, wet ▾
- Bakery Byproduct Meal ▾

### Vitamins and Minerals

- \* nasPremiks1 ^
- \* Vitamin A ▾
- \* Vitamin D ▾

### Calf Feeds

- Casein ^
- Milk Replacer-18 CP 20 Fat ▾
- Milk Replacer-20 CP 20 Fat ▾

Feed Name	Int-Feed-Num	Category	Energy Equation Class	Forage Description	PAF	TDN (%DM)	DE (Mcal/kg)	DM (%As-Fed)	NDF (%DM)	A ^
Legume Forage Hay, mid-mat.	1-07-788	Grass/Legume Forage	Forage	Dry	1.00	59.11	2.76	83.90	42.90	
Legume Forage Sil., mid-mat.	3-07-797	Grass/Legume Forage	Forage	Wet	1.00	56.75	2.67	42.90	43.20	
Corn Silage, normal	3-28-248	Grain Crop Forage	Forage	Wet	0.94	68.82	3.00	35.10	45.00	▾

**Add Feeds**

**Cancel**

**Grass/Legume Forages**

- Legume Forage Hay, mid-mat. ^
- Legume Forage Pasture, veg. ▾
- Legume Forage Sil., mid-mat. ▾

**Grain Crop Forages**

- Corn Silage, mature ^
- Corn Silage, normal ▾
- Oats, Hay, headed ▾

**Energy Sources**

- Barley Grain, rolled ^
- Calf Grower ▾
- Calf Starter ▾

**Fats**

- Calcium soaps of fatty acids ^
- Hydrol. Tallow fatty acids ▾
- Partial hydrogenated tallow ▾

**Plant Protein**

- \* Sunc.Sac., Sale, Montaya ^
- Alfalfa Meal, 17% CP ▾
- Canola Meal, mech. Extract ▾

**Animal Protein**

- Blood Meal, batch dried ^
- Blood Meal, ring dried ▾
- Feather Meal + some viscera ▾

**SPOREDNI PROIZVODI**

**Suvi repin rezanac**

**By-Product/Other Feeds**

- Beet Sugar Pulp, dried ^
- Bread, waste ▾
- Brewers Grains, Dried ▾

**Vitamins and Minerals**

- \* nasPremiks1 ^
- \* Vitamin A ▾
- \* Vitamin D ▾

**Calf Feeds**

- Casein ^
- Milk Replacer-18 CP 20 Fat ▾
- Milk Replacer-20 CP 20 Fat ▾

Feed Name	Int-Feed-Num	Category	Energy Equation Class	Forage Description	PAF	TDN (%DM)	DE (Mcal/kg)	DM (%As-Fed)	NDF (%DM)	A ^
Legume Forage Hay, mid-mat.	1-07-788	Grass/Legume Forage	Forage	Dry	1.00	59.11	2.76	83.90	42.90	
Legume Forage Sil., mid-mat.	3-07-797	Grass/Legume Forage	Forage	Wet	1.00	56.75	2.67	42.90	43.20	
Corn Silage, normal	3-28-248	Grain Crop Forage	Forage	Wet	0.94	68.82	3.00	35.10	45.00	
Beet Sugar Pulp, dried	4-00-669	By-Product/Other	Concentrate	Concentrate	1.00	69.11	3.04	88.30	45.80	

**Add Feeds**

**Cancel**

**Grass/Legume Forages**

- Legume Forage Hay, mid-mat. ^
- Legume Forage Pasture, veg. ▾
- Legume Forage Sil., mid-mat. ▾

**Grain Crop Forages**

- Corn Silage, immature ^
- Corn Silage, mature ▾
- Corn Silage, normal ▾

**Energy Sources**

- Barley Grain, rolled ^
- Calf Grower ▾
- Calf Starter ▾

**Fats**

- Calcium soaps of fatty acids ^
- Hydrol. Tallow fatty acids ▾
- Partial hydrogenated tallow ▾

**Plant Protein**

- \* Sunc.Sac., Sale, Montaya ^
- Alfalfa Meal, 17% CP ▾
- Canola Meal, mech. Extract ▾

**Animal Protein**

- Blood Meal, batch dried ^
- Blood Meal, ring dried ▾
- Feather Meal + some viscera ▾

**SPOREDNI PROIZVODI**  
**Kukuruzno glutensko hranivo**

**By-Product/Other Feeds**

- Cookie byproduct ^
- Corn Dry Distiller Grain+sol ▾
- Corn Gluten feed, dried ▾

**Vitamins and Minerals**

- \* nasPremiks1 ^
- \* Vitamin A ▾
- \* Vitamin D ▾

**Calf Feeds**

- Casein ^
- Milk Replacer-18 CP 20 Fat ▾
- Milk Replacer-20 CP 20 Fat ▾

Feed Name	Int-Feed-Num	Category	Energy Equation Class	Forage Description	PAF	TDN (%DM)	DE (Mcal/kg)	DM (%As-Fed)	NDF (%DM)	A ^
Legume Forage Hay, mid-mat.	1-07-788	Grass/Legume Forage	Forage	Dry	1.00	59.11	2.76	83.90	42.90	
Legume Forage Sil., mid-mat.	3-07-797	Grass/Legume Forage	Forage	Wet	1.00	56.75	2.67	42.90	43.20	
Corn Silage, normal	3-28-248	Grain Crop Forage	Forage	Wet	0.94	68.82	3.00	35.10	45.00	
Beet Sugar Pulp, dried	4-00-669	By-Product/Other	Concentrate	Concentrate	1.00	69.11	3.04	88.30	45.80	▾

**Add Feeds**

**Cancel**

**Grass/Legume Forages**

- Legume Forage Hay, mid-mat. ^
- Legume Forage Pasture, veg. ▾
- Legume Forage Sil., mid-mat. ▾

**Grain Crop Forages**

- Corn Silage, mature ^
- Corn Silage, normal ▾
- Oats, Hay, headed ▾

**Energy Sources**

- Barley Grain, rolled ^
- Calf Grower ▾
- Calf Starter ▾

**Fats**

- Calcium soaps of fatty acids ^
- Hydrol. Tallow fatty acids ▾
- Partial hydrogenated tallow ▾

**Plant Protein**

- \* Sunc.Sac., Sale, Montaya ^
- Alfalfa Meal, 17% CP ▾
- Canola Meal, mech. Extract ▾

**Animal Protein**

- Blood Meal, batch dried ^
- Blood Meal, ring dried ▾
- Feather Meal + some viscera ▾

**SPOREDNI PROIZVODI**  
**Pšenične mekinje**

**By-Product/Other Feeds**

- Soybean, Hulls ^
- Tomato Pomace ▾
- Wheat Bran ▾

**Vitamins and Minerals**

- \* nasPremiks1 ^
- \* Vitamin A ▾
- \* Vitamin D ▾

**Calf Feeds**

- Casein ^
- Milk Replacer-18 CP 20 Fat ▾
- Milk Replacer-20 CP 20 Fat ▾

Feed Name	Int-Feed-Num	Category	Energy Equation Class	Forage Description	PAF	TDN (%DM)	DE (Mcal/kg)	DM (%As-Fed)	NDF (%DM)	A ^
Corn Silage, normal	3-28-248	Grain Crop Forage	Forage	Wet	0.94	68.82	3.00	35.10	45.00	
Beet Sugar Pulp, dried	4-00-669	By-Product/Other	Concentrate	Concentrate	1.00	69.11	3.04	88.30	45.80	
Corn Gluten feed, dried	5-28-243	By-Product/Other	Concentrate	Concentrate	1.00	74.07	3.45	89.40	35.50	
Wheat Bran	4-05-190	By-Product/Other	Concentrate	Concentrate	1.00	71.53	3.25	89.10	42.50	▾

**Add Feeds**

**Cancel**

# IZVORI ENERGIJE

## Ječam, zrno

### Grass/Legume Forages

- Legume Forage Hay, mid-mat. ^
- Legume Forage Pasture, veg. ▾
- Legume Forage Sil., mid-mat. ▾

### Grain Crop Forages

- Corn Silage, immature ^
- Corn Silage, mature ▾
- Corn Silage, normal ▾

### Energy Sources

- Barley Grain, rolled ^
- Calf Grower ▾
- Calf Starter ▾

### Fats

- Calcium soaps of fatty acids ^
- Hydrol. Tallow fatty acids ▾
- Partial hydrogenated tallow ▾

### Plant Protein

- \* Sunc.Sac., Sale, Montaya ^
- Alfalfa Meal, 17% CP ▾
- Canola Meal, mech. Extract ▾

### Animal Protein

- Blood Meal, batch dried ^
- Blood Meal, ring dried ▾
- Feather Meal + some viscera ▾

### By-Product/Other Feeds

- Soybean, Hulls ^
- Tomato Pomace ▾
- Wheat Bran ▾

### Vitamins and Minerals

- \* nasPremiks1 ^
- \* Vitamin A ▾
- \* Vitamin D ▾

### Calf Feeds

- Casein ^
- Milk Replacer-18 CP 20 Fat ▾
- Milk Replacer-20 CP 20 Fat ▾

Feed Name	Int-Feed-Num	Category	Energy Equation Class	Forage Description	PAF	TDN (%DM)	DE (Mcal/kg)	DM (%As-Fed)	NDF (%DM)	A ^
Corn Silage, normal	3-28-248	Grain Crop Forage	Forage	Wet	0.94	68.82	3.00	35.10	45.00	
Barley Grain, rolled	4-00-528	Energy Source	Concentrate	Concentrate	1.04	82.68	3.65	91.00	20.80	
Beet Sugar Pulp, dried	4-00-669	By-Product/Other	Concentrate	Concentrate	1.00	69.11	3.04	88.30	45.80	
Corn Gluten feed, dried	5-28-243	By-Product/Other	Concentrate	Concentrate	1.00	74.07	3.45	89.40	35.50	▾

**Add Feeds**

**Cancel**

# IZVORI ENERGIJE

## Kukuruz, zrno

### Grass/Legume Forages

- Legume Forage Hay, mid-mat. ^
- Legume Forage Pasture, veg. ▾
- Legume Forage Sil., mid-mat. ▾

### Grain Crop Forages

- Corn Silage, immature ^
- Corn Silage, mature ▾
- Corn Silage, normal ▾

### Energy Sources

- Calf Grower ^
- Calf Starter ▾
- Corn Grain, cracked, dry ▾

### Fats

- Calcium soaps of fatty acids ^
- Hydrol. Tallow fatty acids ▾
- Partial hydrogenated tallow ▾

### Plant Protein

- \* Sunc.Sac., Sale, Montaya ^
- Alfalfa Meal, 17% CP ▾
- Canola Meal, mech. Extract ▾

### Animal Protein

- Blood Meal, batch dried ^
- Blood Meal, ring dried ▾
- Feather Meal + some viscera ▾

### By-Product/Other Feeds

- Soybean, Hulls ^
- Tomato Pomace ▾
- Wheat Bran ▾

### Vitamins and Minerals

- \* nasPremiks1 ^
- \* Vitamin A ▾
- \* Vitamin D ▾

### Calf Feeds

- Casein ^
- Milk Replacer-18 CP 20 Fat ▾
- Milk Replacer-20 CP 20 Fat ▾

Feed Name	Int-Feed-Num	Category	Energy Equation Class	Forage Description	PAF	TDN (%DM)	DE (Mcal/kg)	DM (%As-Fed)	NDF (%DM)	A ^
Barley Grain, rolled	4-00-528	Energy Source	Concentrate	Concentrate	1.04	82.68	3.65	91.00	20.80	
Corn Grain, cracked, dry	4-02-854	Energy Source	Concentrate	Concentrate	0.95	84.94	3.69	88.10	9.50	
Beet Sugar Pulp, dried	4-00-669	By-Product/Other	Concentrate	Concentrate	1.00	69.11	3.04	88.30	45.80	
Corn Gluten feed, dried	5-28-243	By-Product/Other	Concentrate	Concentrate	1.00	74.07	3.45	89.40	35.50	▾

**Add Feeds**

**Cancel**

## IZVORI ENERGIJE

### Pšenica, zrno

#### Grass/Legume Forages

- Legume Forage Hay, mid-mat. ^
- Legume Forage Pasture, veg. ▾
- Legume Forage Sil., mid-mat. ▾

#### Grain Crop Forages

- Corn Silage, mature ^
- Corn Silage, normal ▾
- Oats, Hay, headed ▾

#### Energy Sources

- Sorghum, Grain, dry rolled ^
- Sorghum, Grain, steam-flake ▾
- Wheat Grain, rolled ▾

#### Fats

- Calcium soaps of fatty acids ^
- Hydrol. Tallow fatty acids ▾
- Partial hydrogenated tallow ▾

#### Plant Protein

- \* Sunc.Sac., Sale, Montaya ^
- Alfalfa Meal, 17% CP ▾
- Canola Meal, mech. Extract ▾

#### Animal Protein

- Blood Meal, batch dried ^
- Blood Meal, ring dried ▾
- Feather Meal + some viscera ▾

#### By-Product/Other Feeds

- Almond Hulls ^
- Apple Pomace, wet ▾
- Bakery Byproduct Meal ▾

#### Vitamins and Minerals

- \* nasPremiks1 ^
- \* Vitamin A ▾
- \* Vitamin D ▾

#### Calf Feeds

- Casein ^
- Milk Replacer-18 CP 20 Fat ▾
- Milk Replacer-20 CP 20 Fat ▾

Feed Name	Int-Feed-Num	Category	Energy Equation Class	Forage Description	PAF	TDN (%DM)	DE (Mcal/kg)	DM (%As-Fed)	NDF (%DM)	A ^
Legume Forage Hay, mid-mat.	1-07-788	Grass/Legume Forage	Forage	Dry	1.00	59.11	2.76	83.90	42.90	
Legume Forage Sil., mid-mat.	3-07-797	Grass/Legume Forage	Forage	Wet	1.00	56.75	2.67	42.90	43.20	
Corn Silage, normal	3-28-248	Grain Crop Forage	Forage	Wet	0.94	68.82	3.00	35.10	45.00	
Barley Grain, rolled	4-00-528	Energy Source	Concentrate	Concentrate	1.04	82.68	3.65	91.00	20.80	▾

**Add Feeds**

**Cancel**

# Proteinska hraniva biljnog porekla

## Plan Protein

Soybean, Meal, solv. 48% CP	Sačma soje, 48%UP
Soybean, Seeds, whole heated	Punomasno zrno soje, termički tretirano
Sunflower Meal, solvent	Sačma suncokreta

# Izvori vitamina i minerala

## Vitamins and Minerals

Calcium Carbonate	Stočna kreda
Salt	Stočna so
Cobalt Carbonate	Kobalt karbonat
Copper Oxide	Bakar oksid
Calcium Iodate	Kalcijum jodat
Sodium Selenite	Natrijum selenit
Zinc Oxide	Cink oksid
Vitamin premix 2	Vitaminski panel 2
Vitamin premix 3	Vitaminski panel 3

**Grass/Legume Forages**

- Legume Forage Hay, mid-mat. ^
- Legume Forage Pasture, veg. ▾
- Legume Forage Sil., mid-mat. ▾

**Grain Crop Forages**

- Corn Silage, immature ^
- Corn Silage, mature ▾
- Corn Silage, normal ▾

**Energy Sources**

- Sorghum, Grain, dry rolled ^
- Sorghum, Grain, steam-flake ▾
- Wheat Grain, rolled ▾

**Fats**

- Calcium soaps of fatty acids ^
- Hydrol. Tallow fatty acids ▾
- Partial hydrogenated tallow ▾

**Plant Protein**

- Soybean, Seeds, whole ^
- Soybean, Seeds, whole heated ▾
- Sunflower Meal, solvent ▾

**Animal Protein**

- Blood Meal, batch dried ^
- Blood Meal, ring dried ▾
- Feather Meal + some viscera ▾

**By-Product/Other Feeds**

- Soybean, Hulls ^
- Tomato Pomace ▾
- Wheat Bran ▾

**Vitamins and Minerals**

- Zinc Carbonate ^
- Zinc Chloride ▾
- Zinc Oxide ▾

**Calf Feeds**

- Casein ^
- Milk Replacer-18 CP 20 Fat ▾
- Milk Replacer-20 CP 20 Fat ▾

Feed Name	Int-Feed-Num	Category	Energy Equation Class	Forage Description	PAF	TDN (%DM)	DE (Mcal/kg)	DM (%As-Fed)	NDF (%DM)	
Legume Forage Hay, mid-mat.	1-07-788	Grass/Legume Forage	Forage	Dry	1.00	59.11	2.76	83.90	42.90	
Legume Forage Sil., mid-mat.	3-07-797	Grass/Legume Forage	Forage	Wet	1.00	56.75	2.67	42.90	43.20	
Corn Silage, normal	3-28-248	Grain Crop Forage	Forage	Wet	0.94	68.82	3.00	35.10	45.00	
Barley Grain, rolled	4-00-528	Energy Source	Concentrate	Concentrate	1.04	82.68	3.65	91.00	20.80	

**Add Feeds**

**Cancel**



Feeds

- Legume Forage Hay, mid-mat
- Legume Forage Sil., mid-mat
- Corn Silage, normal
- Barley Grain, rolled
- Corn Grain, cracked, dry
- Wheat Grain, rolled
- Soybean, Meal, solv. 48% CP
- Soybean, Seeds, whole heated
- Sunflower Meal, solvent
- Beet Sugar Pulp, dried



- Add Feed(s) to Ration
- Remove Feed from Ration
- Save Feed in Feed Library
- Remove Feed from Feed Library



Feed Components

Feed Name	Legume Forage Hay, mid-mat
Category	Grass/Legume Forage
International Feed Number	1-07-788
Energy Equation Class	Forage
Forage Description	Dry
Processing Factor (PAF)	1.00
TDN (%DM)	59.11
DE (Mcal/kg)	2.76
Dry Matter (%As-Fed)	83.90
NDF (%DM)	42.90
ADF (%DM)	33.40
Lignin (%DM)	6.40
CP (%DM)	20.80
NDFIP (%DM)	2.50
ADFIP (%DM)	1.60
Protein-A (%CP)	44.30
Protein-B (%CP)	46.90
Protein-C (%CP)	8.80
Protein Digestion Rate (%/hr)	17.90
RUP Digest (%)	70.00
Fat (%DM)	2.00
Ash (%DM)	9.40
CP Digest (%)	1.00



Feeds

- Legume Forage Hay, mid-mat.
- Legume Forage Sil., mid-mat.
- Corn Silage, normal
- Barley Grain, rolled
- Corn Grain, cracked, dry
- Wheat Grain, rolled
- Soybean, Meal, solv. 48% CP
- Soybean, Seeds, whole heated
- Sunflower Meal, solvent
- Beet Sugar Pulp, dried



- Add Feed(s) to Ration
- Remove Feed from Ration
- Save Feed in Feed Library
- Remove Feed from Feed Library

Feed Components

Feed Name	Beet Sugar Pulp, dried
Category	By-Product/Other
International Feed Number	4-00-669
Energy Equation Class	Concentrate
Forage Description	Concentrate
Processing Factor (PAF)	1.00
TDN (%DM)	69.11
DE (Mcal/kg)	3.04
Dry Matter (%As-Fed)	88.30
NDF (%DM)	45.80
ADF (%DM)	23.10
Lignin (%DM)	1.60
CP (%DM)	10.00
NDFIP (%DM)	5.50
ADFIP (%DM)	0.60
Protein-A (%CP)	4.50
Protein-B (%CP)	90.50
Protein-C (%CP)	5.00
Protein Digestion Rate (%/hr)	2.00
RUP Digest (%)	80.00
Fat (%DM)	1.10
Ash (%DM)	7.30
CP Digest (%)	1.00



### Feeds

- Legume Forage Hay, mid-mat.
- Legume Forage Sil., mid-mat.
- Corn Silage, normal
- Beet Sugar Pulp, dried**
- Barley Grain, rolled
- Corn Grain, cracked, dry
- Wheat Grain, rolled
- Soybean, Meal, solv. 48% CP
- Soybean, Seeds, whole heated
- Sunflower Meal, solvent



- Add Feed(s) to Ration**
- Remove Feed from Ration**
- Save Feed in Feed Library**
- Remove Feed from Feed Library**

### Feed Components

Feed Name	Beet Sugar Pulp, dried
Category	By-Product/Other
International Feed Number	4-00-669
Energy Equation Class	Concentrate
Forage Description	Concentrate
Processing Factor (PAF)	1.00
TDN (%DM)	69.11
DE (Mcal/kg)	3.04
Dry Matter (%As-Fed)	88.30
NDF (%DM)	45.80
ADF (%DM)	23.10
Lignin (%DM)	1.60
CP (%DM)	10.00
NDFIP (%DM)	5.50
ADFIP (%DM)	0.60
Protein-A (%CP)	4.50
Protein-B (%CP)	90.50
Protein-C (%CP)	5.00
Protein Digestion Rate (%/hr)	2.00
RUP Digest (%)	80.00
Fat (%DM)	1.10
Ash (%DM)	7.30
CP Digest (%)	1.00



Feeds

- Wheat Bran
- Calcium Carbonate
- Calcium Iodate
- Cobalt Carbonate
- Copper Oxide
- Sodium Selenite
- Salt**
- Vitamin premix 2
- Vitamin premix 3
- Zinc Oxide



- Add Feed(s) to Ration
- Remove Feed from Ration
- Save Feed in Feed Library
- Remove Feed from Feed Library

Feed Components

Feed Name	Salt
Category	Vitamin/Mineral
International Feed Number	6-04-152
Energy Equation Class	Vitamin/Mineral
Forage Description	Concentrate
Processing Factor (PAF)	1.00
TDN (%DM)	0.00
DE (Mcal/kg)	0.00
Dry Matter (%As-Fed)	100.00
NDF (%DM)	0.00
ADF (%DM)	0.00
Lignin (%DM)	0.00
CP (%DM)	0.00
NDFIP (%DM)	0.00
ADFIP (%DM)	0.00
Protein-A (%CP)	0.00
Protein-B (%CP)	0.00
Protein-C (%CP)	0.00
Protein Digestion Rate (%/hr)	0.00
RUP Digest (%)	0.00
Fat (%DM)	0.00
Ash (%DM)	100.00
CP (%DM)	1.00



### Feeds

- Barley Grain, rolled
- Corn Grain, cracked, dry
- Wheat Grain, rolled
- Soybean, Meal, solv. 48% CP
- Soybean, Seeds, whole heated
- Sunflower Meal, solvent
- Corn Gluten feed, dried
- Wheat Bran
- Calcium Carbonate
- Salt



- Add Feed(s) to Ration
- Remove Feed from Ration
- Save Feed in Feed Library
- Remove Feed from Feed Library

### Feed Components

Feed Name	Salt
Category	Vitamin/Mineral
International Feed Number	6-04-152
Energy Equation Class	Vitamin/Mineral
Forage Description	Concentrate
Processing Factor (PAF)	1.00
TDN (%DM)	0.00
DE (Mcal/kg)	0.00
Dry Matter (%As-Fed)	100.00
NDF (%DM)	0.00
ADF (%DM)	0.00
Lignin (%DM)	0.00
CP (%DM)	0.00
NDFIP (%DM)	0.00
ADFIP (%DM)	0.00
Protein-A (%CP)	0.00
Protein-B (%CP)	0.00
Protein-C (%CP)	0.00
Protein Digestion Rate (%/hr)	0.00
RUP Digest (%)	0.00
Fat (%DM)	0.00
Ash (%DM)	100.00
CP Digest (%)	1.00



Feeds

- Wheat Bran
- Calcium Carbonate
- Salt
- Calcium Iodate
- Cobalt Carbonate**
- Copper Oxide
- Sodium Selenite
- Vitamin premix 2
- Vitamin premix 3
- Zinc Oxide



- Add Feed(s) to Ration
- Remove Feed from Ration
- Save Feed in Feed Library
- Remove Feed from Feed Library

Feed Components

Feed Name	Cobalt Carbonate
Category	Vitamin/Mineral
International Feed Number	6-01-566
Energy Equation Class	Vitamin/Mineral
Forage Description	Concentrate
Processing Factor (PAF)	1.00
TDN (%DM)	0.00
DE (Mcal/kg)	0.00
Dry Matter (%As-Fed)	100.00
NDF (%DM)	0.00
ADF (%DM)	0.00
Lignin (%DM)	0.00
CP (%DM)	0.00
NDFIP (%DM)	0.00
ADFIP (%DM)	0.00
Protein-A (%CP)	0.00
Protein-B (%CP)	0.00
Protein-C (%CP)	0.00
Protein Digestion Rate (%/hr)	0.00
RUP Digest (%)	0.00
Fat (%DM)	0.00
Ash (%DM)	100.00
CP Digest (%)	1.00



Feeds

- Corn Grain, cracked, dry
- Wheat Grain, rolled
- Soybean, Meal, solv. 48% CP
- Soybean, Seeds, whole heated
- Sunflower Meal, solvent
- Corn Gluten feed, dried
- Wheat Bran
- Calcium Carbonate
- Salt
- Cobalt Carbonate



- Add Feed(s) to Ration
- Remove Feed from Ration
- Save Feed in Feed Library
- Remove Feed from Feed Library

Feed Components

Feed Name	Cobalt Carbonate
Category	Vitamin/Mineral
International Feed Number	6-01-566
Energy Equation Class	Vitamin/Mineral
Forage Description	Concentrate
Processing Factor (PAF)	1.00
TDN (%DM)	0.00
DE (Mcal/kg)	0.00
Dry Matter (%As-Fed)	100.00
NDF (%DM)	0.00
ADF (%DM)	0.00
Lignin (%DM)	0.00
CP (%DM)	0.00
NDFIP (%DM)	0.00
ADFIP (%DM)	0.00
Protein-A (%CP)	0.00
Protein-B (%CP)	0.00
Protein-C (%CP)	0.00
Protein Digestion Rate (%/hr)	0.00
RUP Digest (%)	0.00
Fat (%DM)	0.00
Ash (%DM)	100.00
CP Digest (%)	1.00



### Feeds

- Sunflower Meal, solvent
- Corn Gluten feed, dried
- Wheat Bran
- Calcium Carbonate
- Salt
- Cobalt Carbonate
- Calcium Iodate
- Copper Oxide
- Sodium Selenite
- Vitamin premix 2



- Add Feed(s) to Ration
- Remove Feed from Ration
- Save Feed in Feed Library
- Remove Feed from Feed Library


### Feed Components

Feed Name	Copper Oxide
Category	Vitamin/Mineral
International Feed Number	6-01-711
Energy Equation Class	Vitamin/Mineral
Forage Description	Concentrate
Processing Factor (PAF)	1.00
TDN (%DM)	0.00
DE (Mcal/kg)	0.00
Dry Matter (%As-Fed)	100.00
NDF (%DM)	0.00
ADF (%DM)	0.00
Lignin (%DM)	0.00
CP (%DM)	0.00
NDFIP (%DM)	0.00
ADFIP (%DM)	0.00
Protein-A (%CP)	0.00
Protein-B (%CP)	0.00
Protein-C (%CP)	0.00
Protein Digestion Rate (%/hr)	0.00
RUP Digest (%)	0.00
Fat (%DM)	0.00
Ash (%DM)	100.00
CP Digest (%)	1.00



Feeds

- Wheat Grain, rolled
- Soybean, Meal, solv. 48% CP
- Soybean, Seeds, whole heated
- Sunflower Meal, solvent
- Corn Gluten feed, dried
- Wheat Bran
- Calcium Carbonate
- Salt
- Cobalt Carbonate
- Copper Oxide



- Add Feed(s) to Ration
- Remove Feed from Ration
- Save Feed in Feed Library
- Remove Feed from Feed Library

Feed Components

Feed Name	Copper Oxide
Category	Vitamin/Mineral
International Feed Number	6-01-711
Energy Equation Class	Vitamin/Mineral
Forage Description	Concentrate
Processing Factor (PAF)	1.00
TDN (%DM)	0.00
DE (Mcal/kg)	0.00
Dry Matter (%As-Fed)	100.00
NDF (%DM)	0.00
ADF (%DM)	0.00
Lignin (%DM)	0.00
CP (%DM)	0.00
NDFIP (%DM)	0.00
ADFIP (%DM)	0.00
Protein-A (%CP)	0.00
Protein-B (%CP)	0.00
Protein-C (%CP)	0.00
Protein Digestion Rate (%/hr)	0.00
RUP Digest (%)	0.00
Fat (%DM)	0.00
Ash (%DM)	100.00
CP Digest (%)	1.00



### Feeds

- Wheat Bran
- Calcium Carbonate
- Salt
- Cobalt Carbonate
- Copper Oxide
- Calcium Iodate
- Sodium Selenite
- Vitamin premix 2
- Vitamin premix 3
- Zinc Oxide



- Add Feed(s) to Ration
- Remove Feed from Ration
- Save Feed in Feed Library
- Remove Feed from Feed Library

### Feed Components

Feed Name	Zinc Oxide
Category	Vitamin/Mineral
International Feed Number	6-05-553
Energy Equation Class	Vitamin/Mineral
Forage Description	Concentrate
Processing Factor (PAF)	1.00
TDN (%DM)	0.00
DE (Mcal/kg)	0.00
Dry Matter (%As-Fed)	100.00
NDF (%DM)	0.00
ADF (%DM)	0.00
Lignin (%DM)	0.00
CP (%DM)	0.00
NDFIP (%DM)	0.00
ADFIP (%DM)	0.00
Protein-A (%CP)	0.00
Protein-B (%CP)	0.00
Protein-C (%CP)	0.00
Protein Digestion Rate (%/hr)	0.00
RUP Digest (%)	0.00
Fat (%DM)	0.00
Ash (%DM)	100.00
CP Digest (%)	1.00



### Feeds

- Sunflower Meal, solvent
- Corn Gluten feed, dried
- Wheat Bran
- Calcium Carbonate
- Salt
- Cobalt Carbonate
- Copper Oxide
- Calcium Iodate
- Sodium Selenite
- Zinc Oxide



- Add Feed(s) to Ration
- Remove Feed from Ration
- Save Feed in Feed Library
- Remove Feed from Feed Library

### Feed Components

Feed Name	Zinc Oxide
Category	Vitamin/Mineral
International Feed Number	6-05-553
Energy Equation Class	Vitamin/Mineral
Forage Description	Concentrate
Processing Factor (PAF)	1.00
TDN (%DM)	0.00
DE (Mcal/kg)	0.00
Dry Matter (%As-Fed)	100.00
NDF (%DM)	0.00
ADF (%DM)	0.00
Lignin (%DM)	0.00
CP (%DM)	0.00
NDFIP (%DM)	0.00
ADFIP (%DM)	0.00
Protein-A (%CP)	0.00
Protein-B (%CP)	0.00
Protein-C (%CP)	0.00
Protein Digestion Rate (%/hr)	0.00
RUP Digest (%)	0.00
Fat (%DM)	0.00
Ash (%DM)	100.00
CP Digest (%)	1.00



### Ration List (As-Fed Basis)

Feed Name	Qty. (kg/day)	% Total
1. Legume Forage Hay, mid-mat.	0.000	N/A
2. Legume Forage Sil., mid-mat.	0.000	N/A
3. Corn Silage, normal	0.000	N/A
4. Beet Sugar Pulp, dried	0.000	N/A
5. Barley Grain, rolled	0.000	N/A
6. Corn Grain, cracked, dry	0.000	N/A
7. Wheat Grain, rolled	0.000	N/A
8. Soybean, Meal, solv. 48% CP	0.000	N/A
9. Soybean, Seeds, whole heated	0.000	N/A
10. Sunflower Meal, solvent	0.000	N/A
11. Corn Gluten feed, dried	0.000	N/A

Total Intake

0.000 kg/day

Estimate Intake

Set to 100%

### Ration Results

No Ration Specified  
Cannot Run Computations



### Ration List (As-Fed Basis)

Feed Name	Qty. (kg/day)	% Total
1. Legume Forage Hay, mid-mat.	1-2	
2. Legume Forage Sil., mid-mat.	2-4	
3. Corn Silage, normal	15-20	
4. Beet Sugar Pulp, dried	2-4	
5. Barley Grain, rolled	1-2	
6. Corn Grain, cracked, dry	0-1	
7. Wheat Grain, rolled	1-2	
8. Soybean, Meal, solv. 48% CP	0-1	
9. Soybean, Seeds, whole heated	2-3	
10. Sunflower Meal, solvent	0-1	
11. Corn Gluten feed, dried	0-1	
12. Wheat Bran	0-1	

**Total Intake**

31.027 kg/day

Estimate Intake

Set to 100%

### Ration Results

Entered Milk Production : 28.0 (kg/day)  $\approx$  **A = B**

NEI Allowable Milk : **A** (kg/day)

MP Allowable Milk : **B** (kg/day)

NEI Balance : (Mcal/day)

Days to lose one condition score : > 305

RDP Balance : (g/d)

MP Balance : (g/day) **Što bliže nuli**

Diet NEI : (Mcal/kg DM)

Diet CP : (%DM) **Minimalno 17%**

DMI - Predicted : 16.76 (kg/day)



### Ration List (As-Fed Basis)

Feed Name	Qty. (kg/day)	% Total
12. Wheat Bran		
13. Calcium Carbonate		
14. Salt		
15. Cobalt Carbonate		
16. Copper Oxide		
17. Calcium Iodate		
18. Sodium Selenite		
19. Zinc Oxide		
20. Vitamin premix 2		
21. Vitamin premix 3		
Totals		

Total Intake

Estimate Intake

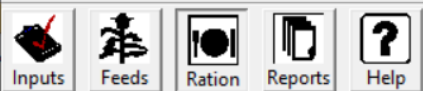
Set to 100%

### Ration Results

Entered Milk Production : 28.0 (kg/day)  
NEI Allowable Milk : (kg/day)  
MP Allowable Milk : (kg/day)  
NEI Balance : (Mcal/day)  
Days to lose one condition score :  
RDP Balance : (g/d)  
MP Balance : (g/day)  
Diet NEI : (Mcal/kg DM)  
Diet CP : (%DM)  
DMI - Predicted : 16.76 (kg/day)

# Vitamini i minerali

- So, orijentaciono do 100 g
- Kreda, orijentaciono do 100 g
- Minerali:
  - 5 na poslednje decimalu
  - Smanjuje se broj decimala
  - 5 se povećava ili smanjuje po potrebi
  - Ako treba na sledeću decimalu se doda 5 pa se smanjuje ili povećava
- Vitamini:
  - Panel 2, 40-70 g
  - Panel 3, 10-30 g



**Ration List (As-Fed Basis)**

Feed Name	Qty. (kg/day)	% Total
1. Legume Forage Hay, mid-mat.	1.500	4.83 %
2. Legume Forage Sil., mid-mat.	3.000	9.67 %
3. Corn Silage, normal	18.000	58.01 %
4. Beet Sugar Pulp, dried	3.000	9.67 %
5. Barley Grain, rolled	1.500	4.83 %
6. Corn Grain, cracked, dry	0.500	1.61 %
7. Wheat Grain, rolled	1.500	4.83 %
8. Soybean, Meal, solv. 48% CP	0.500	1.61 %
9. Soybean, Seeds, whole heated	2.500	8.06 %
10. Sunflower Meal, solvent	0.500	1.61 %
11. Corn Gluten feed, dried	0.500	1.61 %
12. Wheat Bran	0.500000	1.61 %

**Total Intake**

31.027 kg/day

Estimate Intake

Set to 100%

**Ration Results**

Entered Milk Production : 28.0 (kg/day)

NEI Allowable Milk : 30.0 (kg/day)

MP Allowable Milk : 30.3 (kg/day)

NEI Balance : 1.5 (Mcal/day)

Days to gain one condition score : 303


RDP Balance : 269 (g/d)

MP Balance : 101 (g/day)

Diet NEI : 1.67 (Mcal/kg DM)

Diet CP : 17.6 (%DM)

DMI - Predicted : 16.76 (kg/day)



### Report Components

- Summary Report
- Energy and Protein Supply
- Duodenal Amino Acid Supply
- Dry Matter Intake
- Maintenance Requirements
- Growth Requirements
- Target Weights and ADG
- Pregnancy Requirements
- Lactation Requirements

View Report

Print Report

Printer Setup

# Balans energije i proteina

NRC Nutrient Requirements of Dairy Cattle v. 1.1.9 - wrk

File Go To... Help



## Report Components

- Summary Report
- Energy and Protein Supply
- Duodenal Amino Acid Supply
- Dry Matter Intake
- Maintenance Requirements
- Growth Requirements
- Target Weights and ADG
- Pregnancy Requirements
- Lactation Requirements

View Report

Print Report

Printer Setup

Days In Milk : 30

### Diet Nutrient Balances

Requirements	NE1 (Mcal/day)	MP (g/day)	Ca (g/day)	P (g/day)	K (g/day)
Maintenance	9.5	675	18	20	136
Pregnancy	0.0	0	0	0	0
Lactation	20.4	1254	34	25	42
Growth	0.0	0	0	0	0
<b>Total Required</b>	<b>29.8</b>	<b>1929</b>	<b>53</b>	<b>45</b>	<b>178</b>
<b>Total Supplied</b>	<b>31.3</b>	<b>2030</b>	<b>43*</b>	<b>50*</b>	<b>236*</b>
<b>Balance</b>	<b>1.5</b>	<b>101</b>	<b>-10</b>	<b>4</b>	<b>58</b>

\* Note that these mineral supplied values are total *absorbable* supplied.

### Animal Performance

DMI - Actual : 18.7 (kg/day)  
DMI - Predicted : 16.8 (kg/day)

NE1 Allowable Milk : 30.0 (kg/day)  
MP Allowable Milk : 30.3 (kg/day)

Milk Production : 28.0 (kg/day)

Days to gain one condition score : 303

Daily Weight Change due to Reserves : 0.3 (kg/day)

### Protein Values

RDP Required : 1931 (g/d)  
RDP Supplied : 2200 (g/d)  
RDP Balance : 269 (g/d)

RUP Required : 975 (g/d)  
RUP Supplied : 1099 (g/d)  
RUP Balance : 125 (g/d)

MP - Bacterial : 1050 (g/d)  
MP - RUP : 891 (g/d)  
MP - Endogenous : 88 (g/d)

CP - Diet : 17.6 (%DM)  
CP - RDP : 11.7 (%DM)  
CP - RUP : 5.9 (%DM)

# Viškovi SM, RDP i RUP

NRC Nutrient Requirements of Dairy Cattle v. 1.1.9 - wrk

File Go To... Help



## Report Components

- Summary Report
- Energy and Protein Supply
- Duodenal Amino Acid Supply
- Dry Matter Intake
- Maintenance Requirements
- Growth Requirements
- Target Weights and ADG
- Pregnancy Requirements
- Lactation Requirements

View Report

Print Report

Printer Setup

Days In Milk : 30

### Diet Nutrient Balances

Requirements	NE1 (Mcal/day)	MP (g/day)	Ca (g/day)	P (g/day)	K (g/day)
Maintenance	9.5	675	18	20	136
Pregnancy	0.0	0	0	0	0
Lactation	20.4	1254	34	25	42
Growth	0.0	0	0	0	0
<b>Total Required</b>	<b>29.8</b>	<b>1929</b>	<b>53</b>	<b>45</b>	<b>178</b>
<b>Total Supplied</b>	<b>31.3</b>	<b>2030</b>	<b>43*</b>	<b>50*</b>	<b>236*</b>
<b>Balance</b>	<b>1.5</b>	<b>101</b>	<b>-10</b>	<b>4</b>	<b>58</b>

\* Note that these mineral supplied values are total *absorbable* supplied.

### Animal Performance

DMI - Actual : 18.7 (kg/day)  
DMI - Predicted : 16.8 (kg/day)

NE1 Allowable Milk : 30.0 (kg/day)  
MP Allowable Milk : 30.3 (kg/day)

Milk Production : 28.0 (kg/day)

Days to gain one condition score : 303

Daily Weight Change due to Reserves : 0.3 (kg/day)

### Protein Values

RDP Required : 1931 (g/d)  
RDP Supplied : 2200 (g/d)  
RDP Balance : 269 (g/d)

RUP Required : 975 (g/d)  
RUP Supplied : 1099 (g/d)  
RUP Balance : 125 (g/d)

MP - Bacterial : 1050 (g/d)  
MP - RUP : 891 (g/d)  
MP - Endogenous : 88 (g/d)

CP - Diet : 17.6 (%DM)  
CP - RDP : 11.7 (%DM)  
CP - RUP : 5.9 (%DM)

$$SM: 18.7/16.8=1.11$$



**Report Components**

- Summary Report
- Energy and Protein Supply
- Duodenal Amino Acid Supply
- Dry Matter Intake
- Maintenance Requirements
- Growth Requirements
- Target Weights and ADG
- Pregnancy Requirements
- Lactation Requirements

View Report

Print Report

Printer Setup

Days In Milk : 30

Diet Nutrient Balances

Requirements	NE1 (Mcal/day)	MP (g/day)	Ca (g/day)	P (g/day)	K (g/day)
Maintenance	9.5	675	18	20	136
Pregnancy	0.0	0	0	0	0
Lactation	20.4	1254	34	25	42
Growth	0.0	0	0	0	0
<b>Total Required</b>	<b>29.8</b>	<b>1929</b>	<b>53</b>	<b>45</b>	<b>178</b>
<b>Total Supplied</b>	<b>31.3</b>	<b>2030</b>	<b>43*</b>	<b>50*</b>	<b>236*</b>
<b>Balance</b>	<b>1.5</b>	<b>101</b>	<b>-10</b>	<b>4</b>	<b>58</b>

\* Note that these mineral supplied values are total *absorbable* supplied.

Animal Performance

DMI - Actual : 18.7 (kg/day)  
 DMI - Predicted : 16.8 (kg/day)

NE1 Allowable Milk : 30.0 (kg/day)  
 MP Allowable Milk : 30.3 (kg/day)

Milk Production : 28.0 (kg/day)

Days to gain one condition score : 303

Daily Weight Change due to Reserves : 0.3 (kg/day)

Protein Values

RDP Required : 1931 (g/d)  
 RDP Supplied : 2200 (g/d)  
 RDP Balance : 269 (g/d)

RUP Required : 975 (g/d)  
 RUP Supplied : 1099 (g/d)  
 RUP Balance : 125 (g/d)

MP - Bacterial : 1050 (g/d)  
 MP - RUP : 891 (g/d)  
 MP - Endogenous : 88 (g/d)

CP - Diet : 17.6 (%DM)  
 CP - RDP : 11.7 (%DM)  
 CP - RUP : 5.9 (%DM)

# RDP: 2200/1931=1.13



### Report Components

- Summary Report
- Energy and Protein Supply
- Duodenal Amino Acid Supply
- Dry Matter Intake
- Maintenance Requirements
- Growth Requirements
- Target Weights and ADG
- Pregnancy Requirements
- Lactation Requirements

[View Report](#)

[Print Report](#)

[Printer Setup](#)

1/2

Days In Milk: 30

#### Diet Nutrient Balances

Requirements	NE1 (Mcal/day)	MP (g/day)	Ca (g/day)	P (g/day)	K (g/day)
Maintenance	9.5	675	18	20	136
Pregnancy	0.0	0	0	0	0
Lactation	20.4	1254	34	25	42
Growth	0.0	0	0	0	0
<b>Total Required</b>	<b>29.8</b>	<b>1929</b>	<b>53</b>	<b>45</b>	<b>178</b>
<b>Total Supplied</b>	<b>31.3</b>	<b>2030</b>	<b>43*</b>	<b>50*</b>	<b>236*</b>
<b>Balance</b>	<b>1.5</b>	<b>101</b>	<b>-10</b>	<b>4</b>	<b>58</b>

\* Note that these mineral supplied values are total *absorbable* supplied.

#### Animal Performance

DMI - Actual: 18.7 (kg/day)  
DMI - Predicted: 16.8 (kg/day)

NE1 Allowable Milk: 30.0 (kg/day)  
MP Allowable Milk: 30.3 (kg/day)

Milk Production: 28.0 (kg/day)

Days to gain one condition score: 303

Daily Weight Change due to Reserves: 0.3 (kg/day)

#### Protein Values

RDP Required: 1931 (g/d)  
RDP Supplied: 2200 (g/d)  
RDP Balance: 269 (g/d)

RUP Required: 975 (g/d)  
RUP Supplied: 1099 (g/d)  
RUP Balance: 125 (g/d)

MP - Bacterial: 1050 (g/d)  
MP - RUP: 891 (g/d)  
MP - Endogenous: 88 (g/d)

CP - Diet: 17.6 (%DM)  
CP - RDP: 11.7 (%DM)  
CP - RUP: 5.9 (%DM)

$$\text{RUP: } 1099/975=1.14$$



- Report Components**
- Summary Report
  - Energy and Protein Supply
  - Duodenal Amino Acid Supply
  - Dry Matter Intake
  - Maintenance Requirements
  - Growth Requirements
  - Target Weights and ADG
  - Pregnancy Requirements
  - Lactation Requirements

View Report

Print Report

Printer Setup

1/2

Days In Milk : 30

Diet Nutrient Balances

Requirements	NE1 (Mcal/day)	MP (g/day)	Ca (g/day)	P (g/day)	K (g/day)
Maintenance	9.5	675	18	20	136
Pregnancy	0.0	0	0	0	0
Lactation	20.4	1254	34	25	42
Growth	0.0	0	0	0	0
<b>Total Required</b>	<b>29.8</b>	<b>1929</b>	<b>53</b>	<b>45</b>	<b>178</b>
<b>Total Supplied</b>	<b>31.3</b>	<b>2030</b>	<b>43*</b>	<b>50*</b>	<b>236*</b>
<b>Balance</b>	<b>1.5</b>	<b>101</b>	<b>-10</b>	<b>4</b>	<b>58</b>

\* Note that these mineral supplied values are total *absorbable* supplied.

Animal Performance

DMI - Actual : 18.7 (kg/day)  
 DMI - Predicted : 16.8 (kg/day)

NE1 Allowable Milk : 30.0 (kg/day)  
 MP Allowable Milk : 30.3 (kg/day)

Milk Production : 28.0 (kg/day)

Days to gain one condition score : 303

Daily Weight Change due to Reserves : 0.3 (kg/day)

Protein Values

RDP Required : 1931 (g/d)  
 RDP Supplied : 2200 (g/d)  
 RDP Balance : 269 (g/d)

**RUP Required : 975 (g/d)**  
**RUP Supplied : 1099 (g/d)**  
**RUP Balance : 125 (g/d)**

MP - Bacterial : 1050 (g/d)  
 MP - RUP : 891 (g/d)  
 MP - Endogenous : 88 (g/d)

CP - Diet : 17.6 (%DM)  
 CP - RDP : 11.7 (%DM)  
 CP - RUP : 5.9 (%DM)

# RUP/CP: 5.9/17.6=0.33

File Go To... Help

Inputs Feeds Ration **Reports** Help

### Report Components

- Summary Report
- Energy and Protein Supply
- Duodenal Amino Acid Supply
- Dry Matter Intake
- Maintenance Requirements
- Growth Requirements
- Target Weights and ADG
- Pregnancy Requirements
- Lactation Requirements

View Report

Print Report

Printer Setup

1/2

Days In Milk : 30

#### Diet Nutrient Balances

Requirements	NE1 (Mcal/day)	MP (g/day)	Ca (g/day)	P (g/day)	K (g/day)
Maintenance	9.5	675	18	20	136
Pregnancy	0.0	0	0	0	0
Lactation	20.4	1254	34	25	42
Growth	0.0	0	0	0	0
<b>Total Required</b>	<b>29.8</b>	<b>1929</b>	<b>53</b>	<b>45</b>	<b>178</b>
<b>Total Supplied</b>	<b>31.3</b>	<b>2030</b>	<b>43*</b>	<b>50*</b>	<b>236*</b>
<b>Balance</b>	<b>1.5</b>	<b>101</b>	<b>-10</b>	<b>4</b>	<b>58</b>

\* Note that these mineral supplied values are total *absorbable* supplied.

#### Animal Performance

DMI - Actual : 18.7 (kg/day)  
 DMI - Predicted : 16.8 (kg/day)

NE1 Allowable Milk : 30.0 (kg/day)  
 MP Allowable Milk : 30.3 (kg/day)

Milk Production : 28.0 (kg/day)

Days to gain one condition score : 303

Daily Weight Change due to Reserves : 0.3 (kg/day)

#### Protein Values

RDP Required : 1931 (g/d)  
 RDP Supplied : 2200 (g/d)  
 RDP Balance : 269 (g/d)

RUP Required : 975 (g/d)  
 RUP Supplied : 1099 (g/d)  
 RUP Balance : 125 (g/d)

MP - Bacterial : 1050 (g/d)  
 MP - RUP : 891 (g/d)  
 MP - Endogenous : 88 (g/d)

CP - Diet : 17.6 (%DM)  
 CP - RDP : 11.7 (%DM)  
 CP - RUP : 5.9 (%DM)

# Druga strana izveštaja

NRC Nutrient Requirements of Dairy Cattle v. 1.1.9 - wrk

File Go To... Help

Inputs Feeds Ration **Reports** Help

Report Components

- Summary Report
- Energy and Protein Supply
- Duodenal Amino Acid Supply
- Dry Matter Intake
- Maintenance Requirements
- Growth Requirements
- Target Weights and ADG
- Pregnancy Requirements
- Lactation Requirements

View Report

Print Report

Printer Setup

Days In Milk : 30

**Diet Nutrient Balances**

Requirements	NE1 (Mcal/day)	MP (g/day)	Ca (g/day)	P (g/day)	K (g/day)
Maintenance	9.5	675	18	20	136
Pregnancy	0.0	0	0	0	0
Lactation	20.4	1254	34	25	42
Growth	0.0	0	0	0	0
<b>Total Required</b>	<b>29.8</b>	<b>1929</b>	<b>53</b>	<b>45</b>	<b>178</b>
<b>Total Supplied</b>	<b>31.3</b>	<b>2030</b>	<b>43*</b>	<b>50*</b>	<b>236*</b>
<b>Balance</b>	<b>1.5</b>	<b>101</b>	<b>-10</b>	<b>4</b>	<b>58</b>

\* Note that these mineral supplied values are total absorbable supplied.

**Animal Performance**

DMI - Actual : 18.7 (kg/day)  
DMI - Predicted : 16.8 (kg/day)

NE1 Allowable Milk : 30.0 (kg/day)  
MP Allowable Milk : 30.3 (kg/day)

Milk Production : 28.0 (kg/day)

Days to gain one condition score : 303

Daily Weight Change due to Reserves : 0.3 (kg/day)

**Protein Values**

RDP Required : 1931 (g/d)  
RDP Supplied : 2200 (g/d)  
RDP Balance : 269 (g/d)

RUP Required : 975 (g/d)  
RUP Supplied : 1099 (g/d)  
RUP Balance : 125 (g/d)

MP - Bacterial : 1050 (g/d)  
MP - RUP : 891 (g/d)  
MP - Endogenous : 88 (g/d)

CP - Diet : 17.6 (%DM)  
CP - RDP : 11.7 (%DM)  
CP - RUP : 5.9 (%DM)

NRC Nutrient Requirements of Dairy Cattle v. 1.1.9 - wrk

File Go To... Help

Inputs Feeds Ration **Reports** Help

Report Components

- Summary Report
- Energy and Protein Supply
- Duodenal Amino Acid Supply
- Dry Matter Intake
- Maintenance Requirements
- Growth Requirements
- Target Weights and ADG
- Pregnancy Requirements
- Lactation Requirements

View Report

Print Report

Printer Setup

2/2

**Diet Concentrations**

NDF : 36.0 (%DM)  
 Forage NDF : 21.0 (%DM)  
 ADF : 21.7 (%DM)  
 NFC : 39.3 (%DM)  
 Undiscounted TDN : 74 (%DM)  
 ME : 2.63 (Mcal/kg DM)  
 NE1 : 1.67 (Mcal/kg DM)  
 NEg : 1.16 (Mcal/kg DM)  
 Ca : 0.5 (%DM)  
 P : 0.4 (%DM)  
 Ether-Extract : 4.5 (%DM)  
 DCAD : 175 (mEq/kg)

**Target Diet Concentrations**

NE1 : 1.78 (Mcal/kg)  
 MP : 115 (g/kg)  
 Ca : 3 (g/kg)  
 P : 3 (g/kg)

**Diet Summary**

Feed Name	kg/day (Dry Matter)	kg/day (As-Fed)	% (Dry Matter)
Legume Forage Hay, mid-mat.	1.26	1.50	6.72
Legume Forage Sil., mid-mat.	1.29	3.00	6.87
Corn Silage, normal	6.32	18.00	33.72
Beet Sugar Pulp, dried	2.65	3.00	14.14
Barley Grain, rolled	1.37	1.50	7.29
Corn Grain, cracked, dry	0.44	0.50	2.35
Wheat Grain, rolled	1.34	1.50	7.16
Soybean, Meal, solv. 48% CP	0.45	0.50	2.39
Soybean, Seeds, whole heated	2.28	2.50	12.14
Sunflower Meal solvent	0.46	0.50	2.46
Corn Gluten feed, dried	0.45	0.50	2.39



[POVRATAK NA POČETNU STRANU](#)

## Odnos kabaste i koncentrovane hrane (Barmore, 1993)

Grupa krava

1.) Rana laktacija (Avansna grupa) ▼

NDF, % DM (NDF, % SM minimalno):

Forage NDF, % DM (NDF iz kabaste hrane, minimum):

ADF, % DM (ADF, % SM minimalno):

NFC, % DM (Nestrukturani ugljeni hidrati, % SM maksimalno):

## POVRATAK NA POČETNU STRANU

# Odnos kabaste i koncentrovane hrane (Barmore, 1993)

Grupa krava:

NDF, % DM (NDF, % SM minimalno):

Dovoljno!

Forage NDF, % DM (NDF iz kabaste hrane, minimum):

Dovoljno!

ADF, % DM (ADF, % SM minimalno):

Dovoljno!

NFC, % DM (Nestrukturani ugljeni hidrati, % SM maksimalno):

Dovoljno!

Izračunaj

Resetuj

# Dalje balansiranje !!!

NRC Nutrient Requirements of Dairy Cattle v. 1.1.9 - wrk

File Go To... Help

Inputs Feeds Ration Reports Help

### Ration List (As-Fed Basis)

Feed Name	Qty. (kg/day)	% Total
1. Legume Forage Hay, mid-mat.	1.500	4.83 %
2. Legume Forage Sil., mid-mat.	3.000	9.67 %
3. Corn Silage, normal	18.000	58.01 %
4. Beet Sugar Pulp, dried	3.000	9.67 %
5. Barley Grain, rolled	1.500	4.83 %
6. Corn Grain, cracked, dry	0.500	1.61 %
7. Wheat Grain, rolled	1.500	4.83 %
8. Soybean, Meal, solv. 48% CP	0.500	1.61 %
9. Soybean, Seeds, whole heated	2.500	8.06 %
10. Sunflower Meal, solvent	0.500	1.61 %
11. Corn Gluten feed, dried	0.500	1.61 %
12. Wheat Bran	0.500000	1.61 %

**Total Intake** 31.027 kg/day

Estimate Intake Set to 100%

### Ration Results

Entered Milk Production : 28.0 (kg/day)  
NEI Allowable Milk : 30.0 (kg/day)  
MP Allowable Milk : 30.3 (kg/day)  
NEI Balance : 1.5 (Mcal/day)  
Days to gain one condition score : 303  
RDP Balance : 269 (g/d)  
MP Balance : 101 (g/day)  
Diet NEI : 1.67 (Mcal/kg DM)  
Diet CP : 17.6 (%DM)  
DMI - Predicted : 16.76 (kg/day)